

## Heat-Related Illnesses and Deaths Report: March 15 – October 15, 2022

Table 1. Heat-related illnesses and deaths, Bexar County: March 15 – October 15, 2022<sup>1</sup>

Week Ending	Dehydration	Heat Cramps	Heat Exhaustion	Heat Strokes	Heat Related Deaths	Total
03/20/22	0	0	2	0	N/A	2
03/27/22	0	0	3	0	N/A	3
04/03/22	0	0	9	1	N/A	10
04/10/22	0	0	4	0	N/A	4
04/17/22	0	0	10	0	N/A	10
04/24/22	0	0	3	1	N/A	4
05/01/22	0	0	2	0	N/A	2
05/08/22	0	0	17	0	N/A	17
05/15/22	0	0	8	1	N/A	9
05/22/22	0	0	19	0	N/A	19
05/29/22	0	0	21	1	N/A	22
06/05/22	0	0	16	1	N/A	17
06/12/22	0	0	39	1	N/A	40
06/19/22	0	0	21	1	N/A	22
06/26/22	0	0	31	1	N/A	32
07/03/22	0	0	22	0	N/A	22
07/10/22	0	0	44	0	N/A	44
07/17/22	0	0	35	1	1	37
07/24/22	0	0	36	0	N/A	36
07/31/22	0	0	19	0	N/A	19
08/07/22	0	0	26	1	N/A	27
08/14/22	0	0	29	1	N/A	30
08/21/22	0	0	16	0	N/A	16
08/28/22	0	0	7	0	N/A	7
09/04/22	0	0	10	1	N/A	11
09/11/22	0	0	9	0	N/A	9
09/18/22	0	0	3	2	N/A	5
09/25/22	0	0	13	0	N/A	13
10/02/22	0	0	7	0	N/A	7
10/09/22	0	0	4	0	N/A	4
10/15/22	0	0	4	0	N/A	4
<b>Total</b>	<b>0</b>	<b>0</b>	<b>489</b>	<b>14</b>	<b>1</b>	<b>504</b>

<sup>1</sup>Source: South Texas Regional Advisory Council (STRAC, RescueNet Reporting)

Note: Heat-related illness is defined as dehydration, heat cramps, heat exhaustion, and heat stroke.

Figure 1. Daily Heat-Related Illnesses and Heat Index, Bexar County: March 15 –October 15, 2022<sup>1</sup>

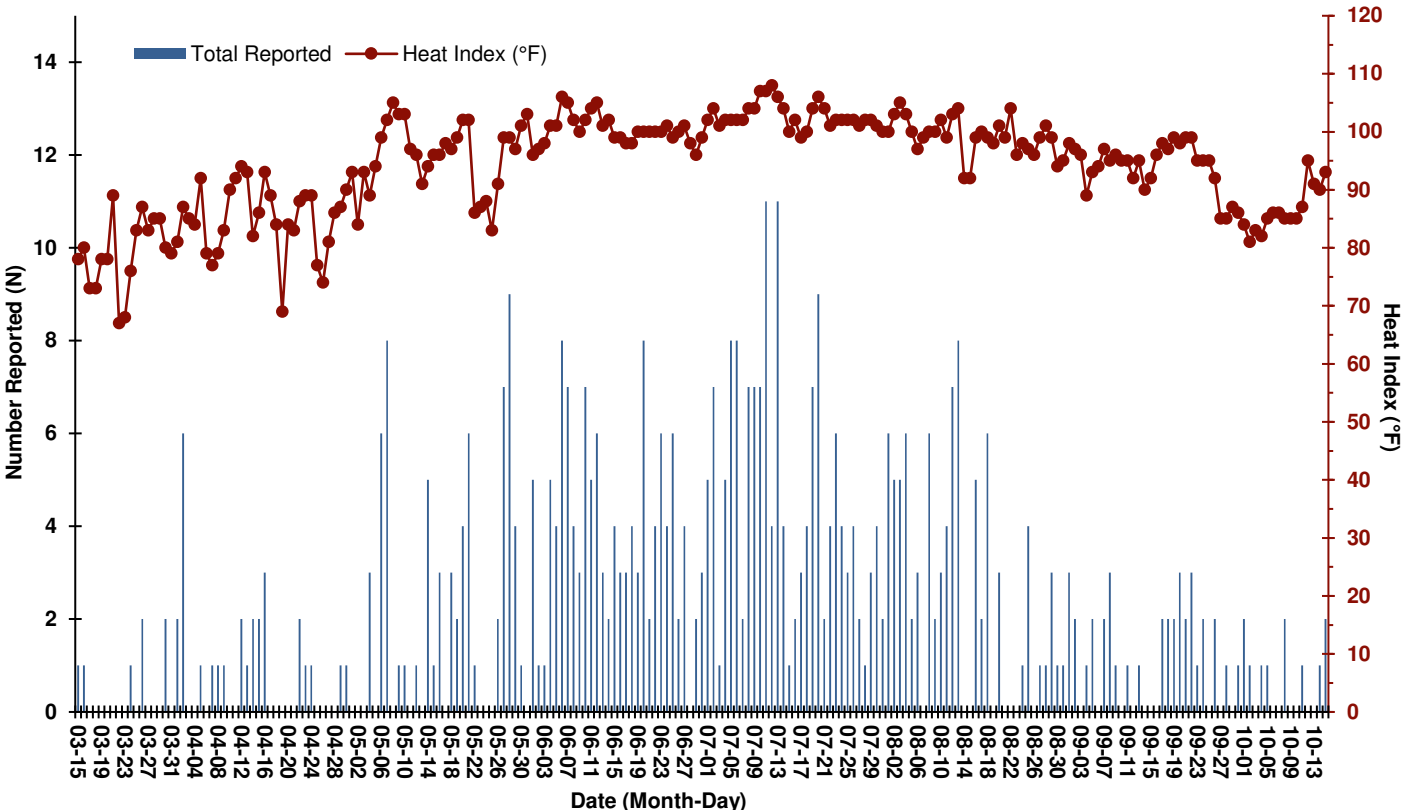


Figure 2. Monthly Heat-Related Illness by Age Group, Bexar County: March 15 –October 15, 2022<sup>1</sup>

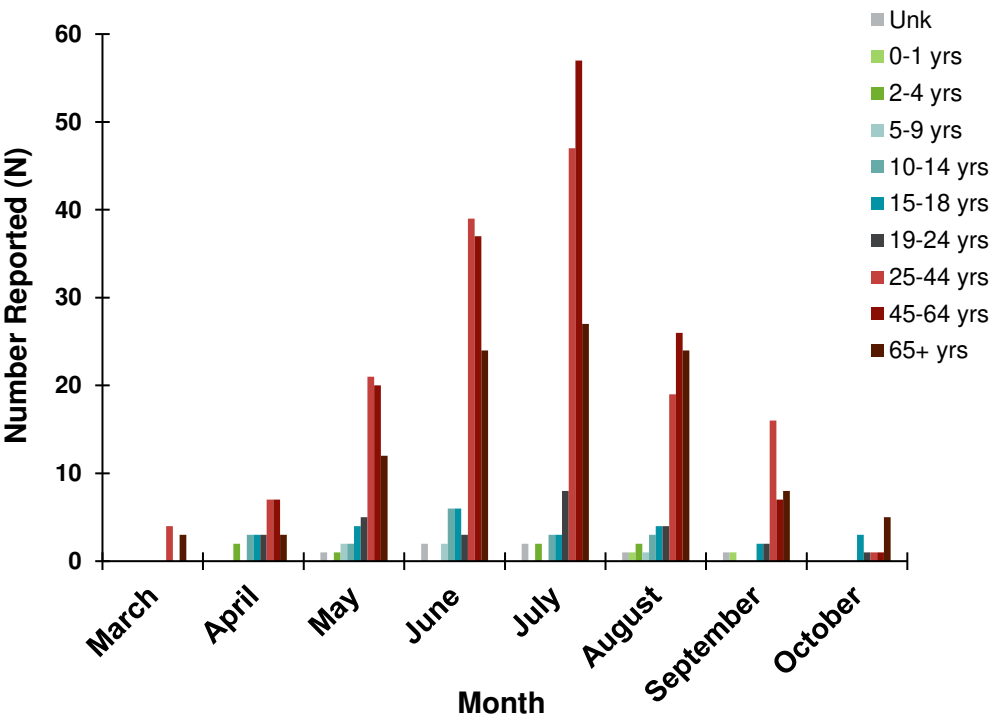
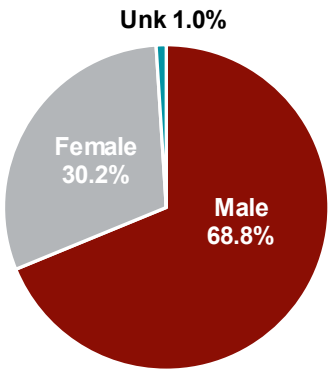


Figure 3. Heat-Related Illness by Gender, Bexar County: March 15 – October 15, 2022<sup>1</sup>

N=504



<sup>1</sup>Source: South Texas Regional Advisory Council (STRAC, RescueNet Reporting)  
Note: Heat-related illness is defined as dehydration, heat cramps, heat exhaustion, and heat stroke.